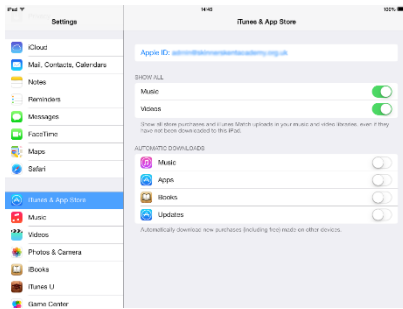
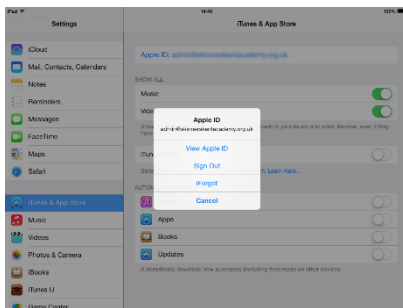


Removing Credit/Debit Card Details from iTunes Account

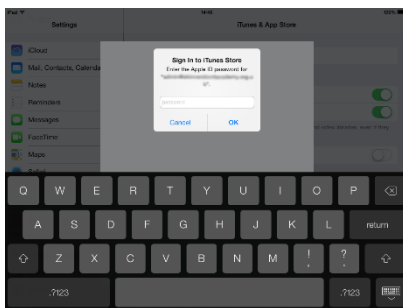


Within **Settings**, look for the **iTunes & App Store** option.

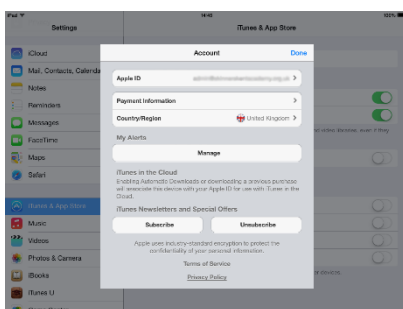
Tap on **Apple ID**:



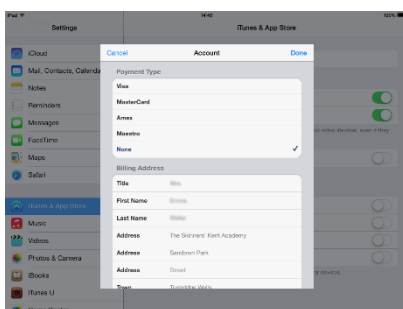
Tap **View Apple ID**



Type in the password of the Apple Account



Tap on **Payment Information**



Tap on **None**, and make sure the Billing Address details are filled in including a phone number, if you are using a mobile number use the first four digits as the area code.

Then tap **Done**

Credit/Debit card details are removed. If you wish for your child to be able to download paid for Apps, please purchase an iTunes card.